



District Report Card: 2017


State: Kerala	District: Pathanamthitta
Class: 8	Subject: Language
Schools: 51	Students: 1266


Participation/Coverage


Students

<div>GENDER</div> <div></div>	Boys		Girls	
	Number	%	Number	%
	666	52.61	600	47.39

<div>AREA</div> <div></div>	Rural		Urban	
	Number	%	Number	%
	977	77.17	289	22.83

<div>CATEGORY</div> <div></div>	SC		ST		OBC		GEN	
	Number	%	Number	%	Number	%	Number	%
	239	18.88	14	1.11	401	31.67	612	48.34

<div>CWSN</div> <div></div>	LD	VI	HI	S&LD	ID	Oth
	2	1	0	0	12	2

<div>Management</div> <div></div>	Government		Government-aided	
	Number	%	Number	%
	176	13.90	1090	86.10

Average Performance of Students in Language (%)

Overall	Gender		Area		Management		Social Group			
	Male	Female	Rural	Urban	Govt.	Aided	SC	ST	OBC	GEN
62.16	59.18	65.48	62.75	60.18	61.59	62.26	57.68	60.95	63.16	63.29

Performance on Learning Outcomes (LOs)

Learning Outcomes	Description	Average Performance(%)
L813	Read textual/non-textual materials with comprehension and identifies the details, characters, main idea and sequence of ideas and events while reading	62.16

Range of Performance of Students who Answered Correctly							
Below 30%		30% - 50%		50% - 75%		Above 75%	
Number	%	Number	%	Number	%	Number	%
98	7.74	248	19.59	582	45.97	338	26.70

Lowest Performing Learning Outcomes (LOs)

1 - Read textual/non-textual materials with comprehension and identifies the details, characters, main idea and sequence of ideas and events while reading (62.16)